


GENERAL MAC SETUP

The supported Mac Operating Systems for MyELT include OSX 10.7 and 10.8.

How do I check my version of OS X?

If you are not sure if your computer's version of OS X meets the MyELT system requirements, you can check it by:

1. On your desktop, click the  icon in the top left corner of your screen
2. Click **About this Mac**

Your operating system information is listed below the Apple logo.



What Internet browsers can I use?

OS X 10.7 & 10.8

- Firefox Latest Version
- Chrome Latest Version
- Safari Latest Version

Where can I download the latest browser versions?

Mozilla Firefox: <https://www.mozilla.org>

Chrome: <https://www.google.com/chrome/browser/>

Safari: <http://support.apple.com/downloads/#safari>

What Plug-Ins do I need to run MyELT?

You will need to make sure your FLASH, PDF and JAVA plug-ins are up-to-date. You can download the most current versions using the links below.


Adobe FLASH: <http://get.adobe.com/flashplayer/>

Adobe PDF READER: <http://get.adobe.com/reader/>

JAVA: <http://java.com/en/download/index.jsp>

How do I disable my pop-up blocker?

Google Chrome

1. Click the  menu icon.
2. Select **Settings**.
3. Click **Show Advanced Settings** at the bottom of the page.
4. Under **Privacy**, click **Content Settings**.
5. In the **Pop-Ups** section, select **Allow all sites to show pop-ups**.

Note: If you wish to choose which websites to allow pop-ups for and still keep the blocker functionality, choose **Manage Exceptions** instead. Write down the list of websites you don't want Chrome to automatically block pop-ups for.

Mozilla Firefox

1. Open Firefox and click **Firefox** in your menu bar. Select **Preferences**.
2. Click the **Content** tab.
3. On the first option, uncheck **Block pop-up windows**. This will disable the pop-up blocker for all websites.

Note: If you wish to choose which websites to allow pop-ups for and still keep the blocker functionality, choose **Exceptions** instead. Write down the list of websites you don't want Firefox to automatically block pop-ups for.


Safari

1. Open Safari and click on the Safari dropdown menu.
2. Select **Preferences**.
3. Navigate to the **Security** tab.
4. Uncheck **Block pop-up windows** to disable the functionality.

Note: You cannot manage exceptions in Safari. Disabling this functionality will apply to all websites.

How do I enable cookies?

Google Chrome 10.x

1. Click the  menu icon
2. Click the **Settings** control.
3. Near the bottom of the page, click **Show advanced settings...**
4. Click **Content Settings....**
5. Click **Allow local data to be set**.

Firefox


1. Click **Firefox** in the upper left corner
2. Click **Preferences**
3. Click **Privacy**
4. Click the **Firefox will...** dropdown and choose **User custom settings for history**.
5. Click the **Accept cookies from sites** checkbox.
6. Click **OK**.

Apple Safari

1. Click the **Safari** dropdown in the top left of the screen.
2. Select **Preferences**.
3. Under the *Block Cookies* section, click **Never**.

How do I clear my browser's cache?

Chrome

1. Click the  menu icon.
2. Click **Show Advanced Settings**.
3. Navigate to the *Privacy* section and click **Clear Browsing Data**
4. Click **Empty the Cache**
 - a. Note: Uncheck all other options to avoid deleting browser history, cookies and other things you may wish to retain. Change *Obliterate the following items from* to **the beginning of time**.
5. Click **Clear browsing data**.

Firefox

1. Click the **Tools** menu in your browser menu bar.
2. Select **Clear Recent History**
3. Make sure *Details* is expanded and click **Cache** from the list. Uncheck everything else.
4. In the *Time Range to Clear* menu, select **Everything**.
5. Click **Clear Now**.

Safari

1. Open your browser and click the Safari menu.
2. Select **Empty Cache**.
3. Click **Empty**.